



# Net Zero by 2050

## A Roadmap for the Global Energy Sector

International  
Energy Agency

iea

# Net Zero by 2050

## A Roadmap for the Global Energy Sector

Net Zero by 2050 Interactive  
[iea.li/nzeroadmap](https://iea.li/nzeroadmap)

Net Zero by 2050 Data  
[iea.li/nzedata](https://iea.li/nzedata)

# INTERNATIONAL ENERGY AGENCY

---

The IEA examines the full spectrum of energy issues including oil, gas and coal supply and demand, renewable energy technologies, electricity markets, energy efficiency, access to energy, demand side management and much more. Through its work, the IEA advocates policies that will enhance the reliability, affordability and sustainability of energy in its 30 member countries, 8 association countries and beyond.

Please note that this publication is subject to specific restrictions that limit its use and distribution. The terms and conditions are available online at [www.iea.org/t&c/](http://www.iea.org/t&c/). This publication and any map included herein are without prejudice to the status of or sovereignty over any territory, to the delimitation of international frontiers and boundaries and to the name of any territory, city or area.

## IEA member countries:

Australia  
Austria  
Belgium  
Canada  
Czech Republic  
Denmark  
Estonia  
Finland  
France  
Germany  
Greece  
Hungary  
Ireland  
Italy  
Japan  
Korea  
Luxembourg  
Mexico  
Netherlands  
New Zealand  
Norway  
Poland  
Portugal  
Slovak Republic  
Spain  
Sweden  
Switzerland  
Turkey  
United Kingdom  
United States

The European Commission also participates in the work of the IEA

## IEA association countries:

Brazil  
China  
India  
Indonesia  
Morocco  
Singapore  
South Africa  
Thailand

We are approaching a decisive moment for international efforts to tackle the climate crisis – a great challenge of our times. The number of countries that have pledged to reach net-zero emissions by mid-century or soon after continues to grow, but so do global greenhouse gas emissions. This gap between rhetoric and action needs to close if we are to have a fighting chance of reaching net zero by 2050 and limiting the rise in global temperatures to 1.5 °C.

Doing so requires nothing short of a total transformation of the energy systems that underpin our economies. We are in a critical year at the start of a critical decade for these efforts. The 26th Conference of the Parties (COP26) of the United Nations Framework Convention on Climate Change in November is the focal point for strengthening global ambitions and action on climate by building on the foundations of the 2015 Paris Agreement. The International Energy Agency (IEA) has been working hard to support the UK government's COP26 Presidency to help make it the success the world needs. I was delighted to co-host the IEA-COP26 Net Zero Summit with COP26 President Alok Sharma in March, where top energy and climate leaders from more than 40 countries highlighted the global momentum behind clean energy transitions.

The discussions at that event fed into this special report, notably through the Seven Key Principles for Implementing Net Zero that the IEA presented at the Summit, which have been backed by 22 of our member governments to date. This report maps out how the global energy sector can reach net zero by 2050. I believe the report – *Net Zero by 2050: A roadmap for the global energy system* – is one of the most important and challenging undertakings in the IEA's history. The Roadmap is the culmination of the IEA's pioneering work on energy data modelling, combining for the first time the complex models of our two flagship series, the *World Energy Outlook* and *Energy Technology Perspectives*. It will guide the IEA's work and will be an integral part of both those series going forward.

Despite the current gap between rhetoric and reality on emissions, our Roadmap shows that there are still pathways to reach net zero by 2050. The one on which we focus is – in our analysis – the most technically feasible, cost-effective and socially acceptable. Even so, that pathway remains narrow and extremely challenging, requiring all stakeholders – governments, businesses, investors and citizens – to take action this year and every year after so that the goal does not slip out of reach.

This report sets out clear milestones – more than 400 in total, spanning all sectors and technologies – for what needs to happen, and when, to transform the global economy from one dominated by fossil fuels into one powered predominantly by renewable energy like solar and wind. Our pathway requires vast amounts of investment, innovation, skilful policy design and implementation, technology deployment, infrastructure building, international co-operation and efforts across many other areas.

Since the IEA's founding in 1974, one of its core missions has been to promote secure and affordable energy supplies to foster economic growth. This has remained a key concern of our Roadmap, drawing on special analysis carried out with the International Monetary Fund and the International Institute for Applied Systems Analysis. It shows that the enormous

challenge of transforming our energy systems is also a huge opportunity for our economies, with the potential to create millions of new jobs and boost economic growth.

Another guiding principle of the Roadmap is that clean energy transitions must be fair and inclusive, leaving nobody behind. We have to ensure that developing economies receive the financing and technological know-how they need to continue building their energy systems to meet the needs of their expanding populations and economies in a sustainable way. It is a moral imperative to bring electricity to the hundreds of millions of people who currently are deprived of access to it, the majority in of them in Africa.

The transition to net zero is for and about people. It is paramount to remain aware that not every worker in the fossil fuel industry can ease into a clean energy job, so governments need to promote training and devote resources to facilitating new opportunities. Citizens must be active participants in the entire process, making them feel part of the transition and not simply subject to it. These themes are among those being explored by the Global Commission on People-Centred Clean Energy Transitions, which I convened at the start of 2021 to examine how to enable citizens to benefit from the opportunities and navigate the disruptions of the shift to a clean energy economy. Headed by Prime Minister Mette Frederiksen of Denmark and composed of government leaders, ministers and prominent thinkers, the Global Commission will make public its key recommendations ahead of COP26 in November.

The pathway laid out in our Roadmap is global in scope, but each country will need to design its own strategy, taking into account its specific circumstances. There is no one-size-fits-all approach to clean energy transitions. Plans need to reflect countries' differing stages of economic development: in our pathway, advanced economies reach net zero before developing economies do. As the world's leading energy authority, the IEA stands ready to provide governments with support and advice as they design and implement their own roadmaps, and to encourage the international co-operation across sectors that is so essential to reaching net zero by 2050.

This landmark report would not have been possible without the extraordinary dedication of the IEA colleagues who have worked so tirelessly and rigorously on it. I would like to thank the entire team under the outstanding leadership of my colleagues Laura Cozzi and Timur Gül.

The world has a huge challenge ahead of it to move net zero by 2050 from a narrow possibility to a practical reality. Global carbon dioxide emissions are already rebounding sharply as economies recover from last year's pandemic-induced shock. It is past time for governments to act, and act decisively to accelerate the clean energy transformation.

As this report shows, we at the IEA are fully committed to leading those efforts.

**Dr Fatih Birol**  
**Executive Director**  
**International Energy Agency**

This study, a cross-agency effort, was prepared by the World Energy Outlook team and the Energy Technology Perspectives team. The study was designed and directed by **Laura Cozzi**, Chief Energy Modeller and Head of Division for Energy Demand Outlook, and **Timur Gül**, Head of Division for Energy Technology Policy.

The lead authors and co-ordinators were: **Stéphanie Bouckaert**, **Araceli Fernandez Pales**, **Christophe McGlade**, **Uwe Remme** and **Brent Wanner**. **Laszlo Varro**, Chief Economist, **Davide D'Ambrosio** and **Thomas Spencer** were also part of the core team.

The other main authors were: **Thibaut Abergel** (buildings), **Yasmine Arsalane** (economic outlook, electricity), **Praveen Bains** (biofuels), **Jose Miguel Bermudez Menendez** (hydrogen), **Elizabeth Connelly** (transport), **Daniel Crow** (behaviour), **Amrita Dasgupta** (innovation), **Chiara Delmastro** (buildings), **Timothy Goodson** (buildings, bioenergy), **Alexandre Gouy** (industry), **Paul Hugues** (industry), **Lilly Lee** (transport), **Peter Levi** (industry), **Hana Mandova** (industry), **Ariane Millot** (buildings), **Paweł Olejarnik** (fossil fuel supply), **Leonardo Paoli** (innovation, transport), **Faidon Papadimoulis** (data management), **Sebastian Papapanagiotou** (electricity networks), **Francesco Pavan** (hydrogen), **Apostolos Petropoulos** (transport), **Ryszard Pośpiech** (data management), **Leonie Staas** (behaviour, industry), **Jacopo Tattini** (transport), **Jacob Teter** (transport), **Gianluca Tonolo** (energy access), **Tiffany Vass** (industry) and **Daniel Wetzel** (jobs).

Other contributors were: Lucila Arboleya Sarazola, Simon Bennett, Cyril Cassisa, Arthur Contejean, Musa Erdogan, Enrique Gutierrez Tavaréz, Taku Hasegawa, Shai Hassid, Zoe Hungerford, Tae-Yoon Kim, Vanessa Koh, Luca Lo Re, Christopher Lowans, Raimund Malischek, Mariachiara Polisena and Per Anders Widell.

Caroline Abettan, Teresa Coon, Marina Dos Santos, Marie Fournier-S'niehotta, Reka Koczka and Diana Louis provided essential support.

**Edmund Hosker** carried editorial responsibility and **Debra Justus** was the copy-editor.

The International Monetary Fund (IMF), in particular Benjamin Hunt, Florence Jaumotte, Jared Thomas Bebee and Susanna Mursula, partnered with the IEA to provide the macroeconomic analysis. The International Institute for Applied Systems Analysis (IIASA), in particular Peter Rafaj, Gregor Kiesewetter, Wolfgang Schöpp, Chris Heyes, Zbigniew Klimont, Pallav Purohit, Laura Warnecke, Binh Nguyen, Nicklas Forsell, Stefan Frank, Petr Havlik and Mykola Gusti, partnered with the IEA to provide analysis and related indicators on air pollution and greenhouse gas emissions from land use.

Valuable comments and feedback were provided by other senior management and numerous other colleagues within the International Energy Agency. In particular Keisuke Sadamori, Mechthild Wörsdörfer, Amos Bromhead, Dan Dorner, Nick Johnstone, Pascal Laffont, Toril Bosoni, Peter Fraser, Paolo Frankl, Tim Gould, Tom Howes, Brian Motherway, Aad van Bohemen, César Alejandro Hernández, Samantha McCulloch, Sara Moarif, Heymi Bahar, Adam Baylin-Stern, Niels Berghout, Sara Budinis, Jean-Baptiste Dubreuil, Carlos Fernández Álvarez, Ilkka Hannula, Jeremy Moorhouse and Stefan Lorenczik.

Valuable input to the analysis was provided by: Trevor Morgan (independent consultant) and David Wilkinson (independent consultant).

Thanks go to the IEA Communications and Digital Office (CDO), particularly to Jad Mouawad, Head of CDO, and to Astrid Dumond, Jon Custer, Tanya Dyhin, Merve Erdil, Grace Gordon, Christopher Gully, Jethro Mullen, Julie Puech, Rob Stone, Gregory Viscusi, Therese Walsh and Wonjik Yang for their help in producing and promoting the report and website materials.

Finally, thanks to Ivo Letra of the IEA Information Systems Unit for his essential support in the production process, and to the IEA's Office of Legal Counsel, Office of Management and Administration, and Energy Data Centre for the assistance each provided throughout the preparation of this report.

### *Peer reviewers*

Many senior government officials and international experts provided input and reviewed preliminary drafts of the report. Their comments and suggestions were of great value. They include:

Aimee Aguilar Jaber	Organisation for Economic Co-operation and Development (OECD)
Keigo Akimoto	Research Institute of Innovative Technology for the Earth, Japan
Doug Arent	National Renewable Energy Laboratory (NREL), United States
Daniel Balog	Permanent Delegation of Hungary to the OECD
Georg Bäuml	Volkswagen
Harmeet Bawa	Hitachi ABB Power Grids
Pete Betts	Grantham Research Institute on Climate Change and the Environment, United Kingdom
Sama Bilbao y Leon	World Nuclear Association
Diane Cameron	Nuclear Energy Agency
Rebecca Collyer	European Climate Foundation
Russell Conklin	US Department of Energy
François Dassa	EDF
Jelte de Jong	Ministry of Economic Affairs and Climate Policy, The Netherlands
Carl de Maré	ArcelorMittal
Guillaume De Smedt	Air Liquide
Agustin Delgado	Iberdrola
Johanna Fiksdahl	Permanent Delegation of Norway to the OECD
Alan Finkel	Special Advisor to the Australian Government on Low Emissions Technology
Niklas Forsell	International Institute for Applied Systems Analysis (IIASA)
James Foster	UK Department for Business, Energy and Industrial Strategy
Hiroyuki Fukui	Toyota
Rosanna Fusco	Eni
Li Gao	Ministry of Ecology and Environment of the People's Republic of China

François Gautier	Permanent Delegation of France to the OECD
Oliver Geden	German Institute for International and Security Affairs
Dolf Gielen	International Renewable Energy Agency (IRENA)
Francesca Gostinelli	Enel
Jae H. Jung	Ministry of Foreign Affairs, Republic of Korea
Michael Hackethal	Ministry for Economic Affairs and Industry, Germany
Peter Wood	Shell
Selwin Hart	United Nations
Jacob Herbers	US Department of Energy
Takashi Hongo	Mitsui & Co. Global Strategic Studies Institute, Japan
Christina Hood	Compass Climate, New Zealand
Michael Kelly	World LPG Association
Sir David King	Cambridge University
Ken Koyama	The Institute of Energy Economics, Japan
Fabien Kreuzer	DG Energy, European Commission
Joyce Lee	Global Wind Energy Council (GWEC)
Chen Linhao	Ministry of Science and Technology of the People's Republic of China
Todd Litman	Victoria Transport Policy Institute, Canada
Claude Lorea	Global Cement and Concrete Association
Ritu Mathur	The Energy and Resources Institute (TERI)
Vincent Minier	Schneider Electric
Steve Nadel	American Council for an Energy-Efficient Economy
Stefan Nowak	Technology Collaboration Programme on Photovoltaic Power Systems (PVPS TCP)
Brian Ó Gallachóir	MaREI, SFI Research Centre for Energy, Climate and Marine, University College Cork
Henri Paillère	International Atomic Energy Agency (IAEA)
Yongduk Pak	Korea Energy Economics Institute (KEEI)
Alessandra Pastorelli	Permanent Delegation of Italy to the OECD
Jonathan Pershing	US State Department
Glen Peters	Centre for International Climate and Environmental Research (CICERO)
Stephanie Pfeifer	Institutional Investors Group on Climate Change (IIGCC)
Cédric Philibert	Independent consultant
Lynn Price	Lawrence Berkeley National Laboratory, United States
Andrew Purvis	World Steel
Julia Reinaud	Breakthrough Energy
Yamina Saheb	OpenEXP
Ignacio Santelices	Sustainable Energy Agency, Chile
Andreas Schäfer	University College London
Vivian Scott	The University of Edinburgh
Simon Sharpe	Cabinet Office, United Kingdom



Adnan Shihab Eldin	Formerly Kuwait Foundation for the Advancement of Sciences
Toshiyuki Shirai	Ministry of Economy, Trade and Industry, Japan
Adam Sieminski	KAPSARC
Stephan Singer	Climate Action Network
Varun Sivaram	US State Department
Jim Skea	Imperial College London
Jeff Stehm	Task Force on Climate-Related Financial Disclosures
Jonathan Stern	Oxford University
Wim Thomas	Independent consultant
David Turk	US Department of Energy
Fritjof Unander	Research Council of Norway
Rob van der Meer	The European Cement Association (CEMBUREAU)
Noé van Hulst	International Partnership for Hydrogen and Fuel Cells in the Economy
Tom van Ierland	DG for Climate Action, European Commission
David Victor	University of California, San Diego
Amanda Wilson	Natural Resources Canada
Harald Winkler	University of Cape Town
Markus Wolf	Electric Power Research Institute (EPRI), United States
Markus Wråke	Swedish Energy Research Centre
William Zimmern	BP

The individuals and organisations that contributed to this study are not responsible for any opinions or judgments it contains. All errors and omissions are solely the responsibility of the IEA.

This document and any map included herein are without prejudice to the status of or sovereignty over any territory, to the delimitation of international frontiers and boundaries and to the name of any territory, city or area.

#### Comments and questions are welcome and should be addressed to:

Laura Cozzi and Timur Gül

Directorate of Sustainability, Technology and Outlooks

International Energy Agency

9, rue de la Fédération

75739 Paris Cedex 15

France

E-mail: [NZE2050@iea.org](mailto:NZE2050@iea.org)

Web: [www.iea.org](http://www.iea.org)

Foreword.....	3
Acknowledgements.....	5
Executive summary .....	13

## 1 *Announced net zero pledges and the energy sector* 29

1.1 Introduction.....	30
1.2 Emissions reduction targets and net zero pledges.....	31
1.2.1 Nationally Determined Contributions .....	31
1.2.2 Net-zero emissions pledges.....	32
1.3 Outlook for emissions and energy in the STEPS .....	36
1.3.1 CO <sub>2</sub> emissions .....	36
1.3.2 Total energy supply, total final consumption and electricity generation .....	37
1.3.3 Emissions from existing assets .....	39
1.4 Announced Pledges Case.....	40
1.4.1 CO <sub>2</sub> emissions .....	41
1.4.2 Total energy supply .....	43
1.4.3 Total final consumption.....	44
1.4.4 Electricity generation.....	45

## 2 *A global pathway to net-zero CO<sub>2</sub> emissions in 2050* 47

2.1 Introduction.....	48
2.2 Scenario design.....	48
2.2.1 Population and GDP.....	50
2.2.2 Energy and CO <sub>2</sub> prices.....	51
2.3 CO <sub>2</sub> emissions .....	53
2.4 Total energy supply and total final consumption .....	56
2.4.1 Total energy supply .....	56
2.4.2 Total final consumption.....	60
2.5 Key pillars of decarbonisation .....	64
2.5.1 Energy efficiency.....	65
2.5.2 Behavioural change .....	67
2.5.3 Electrification.....	70

2.5.4	Renewables .....	73
2.5.5	Hydrogen and hydrogen-based fuels.....	75
2.5.6	Bioenergy.....	77
2.5.7	Carbon capture, utilisation and storage .....	79
2.6	Investment .....	81
2.7	Key uncertainties.....	83
2.7.1	Behavioural change .....	84
2.7.2	Bioenergy and land-use change.....	90
2.7.3	CCUS applied to emissions from fossil fuels .....	94

### 3

## *Sectoral pathways to net-zero emissions by 2050*

**99**

3.1	Introduction.....	100
3.2	Fossil fuel supply .....	100
3.2.1	Energy trends in the Net-Zero Emissions Scenario.....	100
3.2.2	Investment in oil and gas.....	103
3.2.3	Emissions from fossil fuel production.....	104
3.3	Low-emissions fuel supply.....	105
3.3.1	Energy trends in the Net-Zero Emissions Scenario.....	105
3.3.2	Biofuels .....	106
3.3.3	Hydrogen and hydrogen-based fuels.....	108
3.3.4	Key milestones and decision points.....	111
3.4	Electricity sector .....	113
3.4.1	Energy and emissions trends in the Net-Zero Emissions Scenario ..	113
3.4.2	Key milestones and decision points.....	117
3.5	Industry .....	121
3.5.1	Energy and emission trends in the Net-Zero Emissions Scenario....	121
3.5.2	Key milestones and decision points.....	129
3.6	Transport .....	131
3.6.1	Energy and emission trends in the Net-Zero Emissions Scenario....	131
3.6.2	Key milestones and decision points.....	138
3.7	Buildings .....	141
3.7.1	Energy and emission trends in the Net-Zero Emissions Scenario....	141
3.7.2	Key milestones and decision points.....	147

4.1	Introduction.....	152
4.2	Economy.....	153
4.2.1	Investment and financing .....	153
4.2.2	Economic activity.....	155
4.2.3	Employment .....	157
4.3	Energy industry.....	160
4.3.1	Oil and gas .....	160
4.3.2	Coal.....	162
4.3.3	Electricity .....	163
4.3.4	Energy-consuming industries .....	165
4.4	Citizens .....	167
4.4.1	Energy-related Sustainable Development Goals .....	167
4.4.2	Affordability.....	170
4.4.3	Behavioural changes.....	173
4.5	Governments.....	175
4.5.1	Energy security .....	175
4.5.2	Infrastructure.....	180
4.5.3	Tax revenues from retail energy sales.....	183
4.5.4	Innovation.....	184
4.5.5	International co-operation .....	187

**Annexes****191**

<b>Annex A. Tables for scenario projections.....</b>	<b>193</b>
<b>Annex B. Technology costs .....</b>	<b>201</b>
<b>Annex C. Definitions .....</b>	<b>203</b>
<b>Annex D. References .....</b>	<b>217</b>



**The energy sector is the source of around three-quarters of greenhouse gas emissions today and holds the key to averting the worst effects of climate change, perhaps the greatest challenge humankind has faced.** Reducing global carbon dioxide (CO<sub>2</sub>) emissions to net zero by 2050 is consistent with efforts to limit the long-term increase in average global temperatures to 1.5 °C. This calls for nothing less than a complete transformation of how we produce, transport and consume energy. The growing political consensus on reaching net zero is cause for considerable optimism about the progress the world can make, but the changes required to reach net-zero emissions globally by 2050 are poorly understood. A huge amount of work is needed to turn today's impressive ambitions into reality, especially given the range of different situations among countries and their differing capacities to make the necessary changes. This special IEA report sets out a pathway for achieving this goal, resulting in a clean and resilient energy system that would bring major benefits for human prosperity and well-being.

**The global pathway to net-zero emissions by 2050 detailed in this report requires all governments to significantly strengthen and then successfully implement their energy and climate policies.** Commitments made to date fall far short of what is required by that pathway. The number of countries that have pledged to achieve net-zero emissions has grown rapidly over the last year and now covers around 70% of global emissions of CO<sub>2</sub>. This is a huge step forward. However, most pledges are not yet underpinned by near-term policies and measures. Moreover, even if successfully fulfilled, the pledges to date would still leave around 22 billion tonnes of CO<sub>2</sub> emissions worldwide in 2050. The continuation of that trend would be consistent with a temperature rise in 2100 of around 2.1 °C. Global emissions fell in 2020 because of the Covid-19 crisis but are already rebounding strongly as economies recover. Further delay in acting to reverse that trend will put net zero by 2050 out of reach.

**In this Summary for Policy Makers, we outline the essential conditions for the global energy sector to reach net-zero CO<sub>2</sub> emissions by 2050.** The pathway described in depth in this report achieves this objective with no offsets from outside the energy sector, and with low reliance on negative emissions technologies. It is designed to maximise technical feasibility, cost-effectiveness and social acceptance while ensuring continued economic growth and secure energy supplies. We highlight the priority actions that are needed today to ensure the opportunity of net zero by 2050 – narrow but still achievable – is not lost. The report provides a global view, but countries do not start in the same place or finish at the same time: advanced economies have to reach net zero before emerging markets and developing economies, and assist others in getting there. We also recognise that the route mapped out here is a path, not necessarily the path, and so we examine some key uncertainties, notably concerning the roles played by bioenergy, carbon capture and behavioural changes. Getting to net zero will involve countless decisions by people across the world, but our primary aim is to inform the decisions made by policy makers, who have the greatest scope to move the world closer to its climate goals.

## *Net zero by 2050 hinges on an unprecedented clean technology push to 2030*

**The path to net-zero emissions is narrow: staying on it requires immediate and massive deployment of all available clean and efficient energy technologies.** In the net-zero emissions pathway presented in this report, the world economy in 2030 is some 40% larger than today but uses 7% less energy. A major worldwide push to increase energy efficiency is an essential part of these efforts, resulting in the annual rate of energy intensity improvements averaging 4% to 2030 – about three-times the average rate achieved over the last two decades. Emissions reductions from the energy sector are not limited to CO<sub>2</sub>: in our pathway, methane emissions from fossil fuel supply fall by 75% over the next ten years as a result of a global, concerted effort to deploy all available abatement measures and technologies.

**Ever-cheaper renewable energy technologies give electricity the edge in the race to zero.** Our pathway calls for scaling up solar and wind rapidly this decade, reaching annual additions of 630 gigawatts (GW) of solar photovoltaics (PV) and 390 GW of wind by 2030, four-times the record levels set in 2020. For solar PV, this is equivalent to installing the world's current largest solar park roughly every day. Hydropower and nuclear, the two largest sources of low-carbon electricity today, provide an essential foundation for transitions. As the electricity sector becomes cleaner, electrification emerges as a crucial economy-wide tool for reducing emissions. Electric vehicles (EVs) go from around 5% of global car sales to more than 60% by 2030.

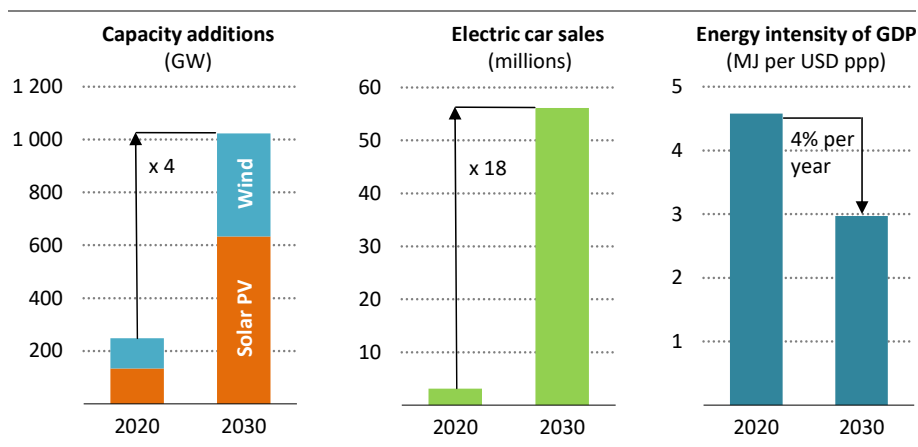
### P R I O R I T Y   A C T I O N

#### **Make the 2020s the decade of massive clean energy expansion**

**All the technologies needed to achieve the necessary deep cuts in global emissions by 2030 already exist, and the policies that can drive their deployment are already proven.**

As the world continues to grapple with the impacts of the Covid-19 pandemic, it is essential that the resulting wave of investment and spending to support economic recovery is aligned with the net zero pathway. Policies should be strengthened to speed the deployment of clean and efficient energy technologies. Mandates and standards are vital to drive consumer spending and industry investment into the most efficient technologies. Targets and competitive auctions can enable wind and solar to accelerate the electricity sector transition. Fossil fuel subsidy phase-outs, carbon pricing and other market reforms can ensure appropriate price signals. Policies should limit or provide disincentives for the use of certain fuels and technologies, such as unabated coal-fired power stations, gas boilers and conventional internal combustion engine vehicles. Governments must lead the planning and incentivising of the massive infrastructure investment, including in smart transmission and distribution grids.

## Key clean technologies ramp up by 2030 in the net zero pathway



Note: MJ = megajoules; GDP = gross domestic product in purchasing power parity.

## Net zero by 2050 requires huge leaps in clean energy innovation

Reaching net zero by 2050 requires further rapid deployment of available technologies as well as widespread use of technologies that are not on the market yet. Major innovation efforts must occur over this decade in order to bring these new technologies to market in time. Most of the global reductions in CO<sub>2</sub> emissions through 2030 in our pathway come from technologies readily available today. But in 2050, almost half the reductions come from technologies that are currently at the demonstration or prototype phase. In heavy industry and long-distance transport, the share of emissions reductions from technologies that are still under development today is even higher.

**The biggest innovation opportunities concern advanced batteries, hydrogen electrolyzers, and direct air capture and storage.** Together, these three technology areas make vital contributions the reductions in CO<sub>2</sub> emissions between 2030 and 2050 in our pathway. Innovation over the next ten years – not only through research and development (R&D) and demonstration but also through deployment – needs to be accompanied by the large-scale construction of the infrastructure the technologies will need. This includes new pipelines to transport captured CO<sub>2</sub> emissions and systems to move hydrogen around and between ports and industrial zones.



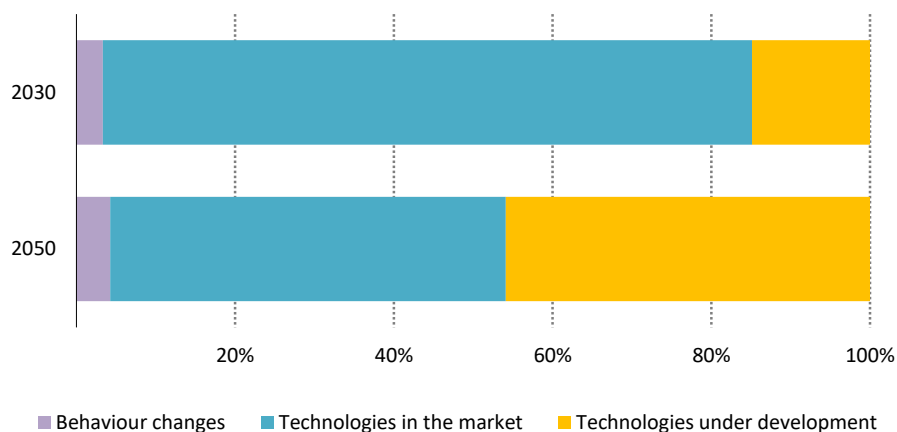
## P R I O R I T Y   A C T I O N

### Prepare for the next phase of the transition by boosting innovation

**Clean energy innovation must accelerate rapidly, with governments putting R&D, demonstration and deployment at the core of energy and climate policy.**

Government R&D spending needs to be increased and reprioritised. Critical areas such as electrification, hydrogen, bioenergy and carbon capture, utilisation and storage (CCUS) today receive only around one-third of the level of public R&D funding of the more established low-carbon electricity generation and energy efficiency technologies. Support is also needed to accelerate the roll-out of demonstration projects, to leverage private investment in R&D, and to boost overall deployment levels to help reduce costs. Around USD 90 billion of public money needs to be mobilised globally as soon as possible to complete a portfolio of demonstration projects before 2030. Currently, only roughly USD 25 billion is budgeted for that period. Developing and deploying these technologies would create major new industries, as well as commercial and employment opportunities.

#### Annual CO<sub>2</sub> emissions savings in the net zero pathway, relative to 2020



## *The transition to net zero is for and about people*

**A transition of the scale and speed described by the net zero pathway cannot be achieved without sustained support and participation from citizens.** The changes will affect multiple aspects of people's lives – from transport, heating and cooking to urban planning and jobs. We estimate that around 55% of the cumulative emissions reductions in the pathway are linked to consumer choices such as purchasing an EV, retrofitting a house with energy-efficient technologies or installing a heat pump. Behavioural changes, particularly in advanced economies – such as replacing car trips with walking, cycling or public transport, or foregoing a long-haul flight – also provide around 4% of the cumulative emissions reductions.

**Providing electricity to around 785 million people that have no access and clean cooking solutions to 2.6 billion people that lack those options is an integral part of our pathway.** Emissions reductions have to go hand-in-hand with efforts to ensure energy access for all by 2030. This costs around USD 40 billion a year, equal to around 1% of average annual energy sector investment, while also bringing major co-benefits from reduced indoor air pollution.

**Some of the changes brought by the clean energy transformation may be challenging to implement, so decisions must be transparent, just and cost-effective.** Governments need to ensure that clean energy transitions are people-centred and inclusive. Household energy expenditure as a share of disposable income – including purchases of efficient appliances and fuel bills – rises modestly in emerging market and developing economies in our net zero pathway as more people gain access to energy and demand for modern energy services increases rapidly. Ensuring the affordability of energy for households demands close attention: policy tools that can direct support to the poorest include tax credits, loans and targeted subsidies.

### P R I O R I T Y   A C T I O N

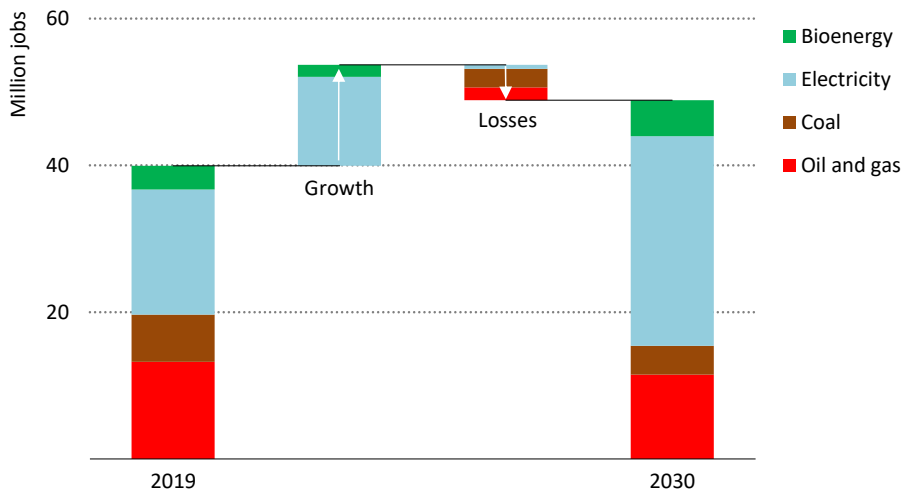
#### **Clean energy jobs will grow strongly but must be spread widely**

**Energy transitions have to take account of the social and economic impacts on individuals and communities, and treat people as active participants.**

The transition to net zero brings substantial new opportunities for employment, with 14 million jobs created by 2030 in our pathway thanks to new activities and investment in clean energy. Spending on more efficient appliances, electric and fuel cell vehicles, and building retrofits and energy-efficient construction would require a further 16 million workers. But these opportunities are often in different locations, skill sets and sectors than the jobs that will be lost as fossil fuels decline. In our pathway, around 5 million jobs are lost. Most of those jobs are located close to fossil fuel resources, and many are well paid, meaning structural changes can cause shocks for communities with impacts that persist over time. This requires careful policy attention to address the employment

losses. It will be vital to minimise hardships associated with these disruptions, such as by retraining workers, locating new clean energy facilities in heavily affected areas wherever possible, and providing regional aid.

### Global employment in energy supply in the net zero pathway, 2019-2030



### *An energy sector dominated by renewables*

**In the net zero pathway, global energy demand in 2050 is around 8% smaller than today, but it serves an economy more than twice as big and a population with 2 billion more people.** More efficient use of energy, resource efficiency and behavioural changes combine to offset increases in demand for energy services as the world economy grows and access to energy is extended to all.

**Instead of fossil fuels, the energy sector is based largely on renewable energy.** Two-thirds of total energy supply in 2050 is from wind, solar, bioenergy, geothermal and hydro energy. Solar becomes the largest source, accounting for one-fifth of energy supplies. Solar PV capacity increases 20-fold between now and 2050, and wind power 11-fold.

**Net zero means a huge decline in the use of fossil fuels.** They fall from almost four-fifths of total energy supply today to slightly over one-fifth by 2050. Fossil fuels that remain in 2050 are used in goods where the carbon is embodied in the product such as plastics, in facilities fitted with CCUS, and in sectors where low-emissions technology options are scarce.

**Electricity accounts for almost 50% of total energy consumption in 2050.** It plays a key role across all sectors – from transport and buildings to industry – and is essential to produce low-emissions fuels such as hydrogen. To achieve this, total electricity generation increases over

two-and-a-half-times between today and 2050. At the same time, no additional new final investment decisions should be taken for new unabated coal plants, the least efficient coal plants are phased out by 2030, and the remaining coal plants still in use by 2040 are retrofitted. By 2050, almost 90% of electricity generation comes from renewable sources, with wind and solar PV together accounting for nearly 70%. Most of the remainder comes from nuclear.

**Emissions from industry, transport and buildings take longer to reduce. Cutting industry emissions by 95% by 2050 involves major efforts to build new infrastructure.** After rapid innovation progress through R&D, demonstration and initial deployment between now and 2030 to bring new clean technologies to market, the world then has to put them into action. Every month from 2030 onwards, ten heavy industrial plants are equipped with CCUS, three new hydrogen-based industrial plants are built, and 2 GW of electrolyser capacity are added at industrial sites. Policies that end sales of new internal combustion engine cars by 2035 and boost electrification underpin the massive reduction in transport emissions. In 2050, cars on the road worldwide run on electricity or fuel cells. Low-emissions fuels are essential where energy needs cannot easily or economically be met by electricity. For example, aviation relies largely on biofuels and synthetic fuels, and ammonia is vital for shipping. In buildings, bans on new fossil fuel boilers need to start being introduced globally in 2025, driving up sales of electric heat pumps. Most old buildings and all new ones comply with zero-carbon-ready building energy codes.<sup>1</sup>

## P R I O R I T Y   A C T I O N

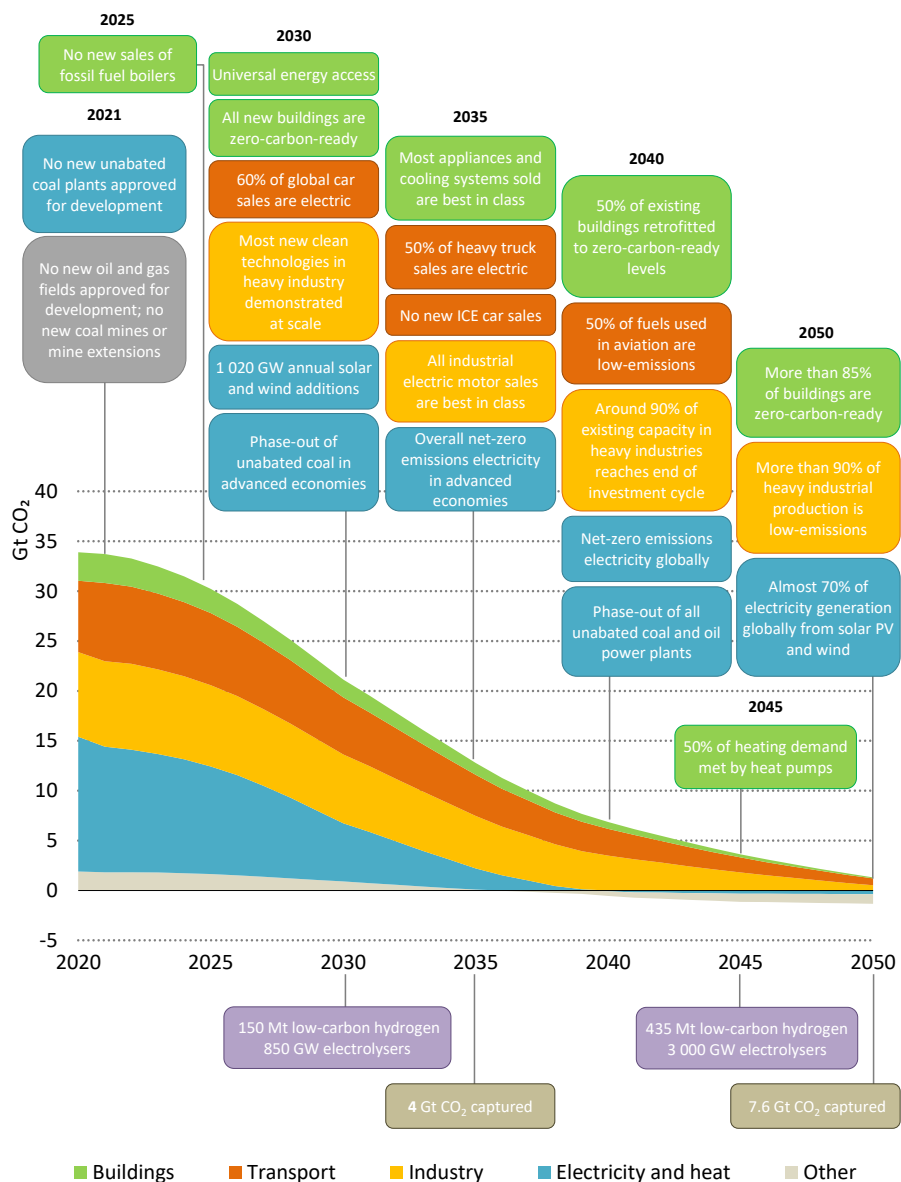
### Set near-term milestones to get on track for long-term targets

**Governments need to provide credible step-by-step plans to reach their net zero goals, building confidence among investors, industry, citizens and other countries.**

Governments must put in place long-term policy frameworks to allow all branches of government and stakeholders to plan for change and facilitate an orderly transition. Long-term national low-emissions strategies, called for by the Paris Agreement, can set out a vision for national transitions, as this report has done on a global level. These long-term objectives need to be linked to measurable short-term targets and policies. Our pathway details more than 400 sectoral and technology milestones to guide the global journey to net zero by 2050.

<sup>1</sup> A zero-carbon-ready building is highly energy efficient and either uses renewable energy directly or uses an energy supply that will be fully decarbonised by 2050, such as electricity or district heat.

## Key milestones in the pathway to net zero



## *There is no need for investment in new fossil fuel supply in our net zero pathway*

**Beyond projects already committed as of 2021, there are no new oil and gas fields approved for development in our pathway, and no new coal mines or mine extensions are required.** The unwavering policy focus on climate change in the net zero pathway results in a sharp decline in fossil fuel demand, meaning that the focus for oil and gas producers switches entirely to output – and emissions reductions – from the operation of existing assets. Unabated coal demand declines by 90% to just 1% of total energy use in 2050. Gas demand declines by 55% to 1 750 billion cubic metres and oil declines by 75% to 24 million barrels per day (mb/d), from around 90 mb/d in 2020.

**Clean electricity generation, network infrastructure and end-use sectors are key areas for increased investment.** Enabling infrastructure and technologies are vital for transforming the energy system. Annual investment in transmission and distribution grids expands from USD 260 billion today to USD 820 billion in 2030. The number of public charging points for EVs rises from around 1 million today to 40 million in 2030, requiring annual investment of almost USD 90 billion in 2030. Annual battery production for EVs leaps from 160 gigawatt-hours (GWh) today to 6 600 GWh in 2030 – the equivalent of adding almost 20 gigafactories<sup>2</sup> each year for the next ten years. And the required roll-out of hydrogen and CCUS after 2030 means laying the groundwork now: annual investment in CO<sub>2</sub> pipelines and hydrogen-enabling infrastructure increases from USD 1 billion today to around USD 40 billion in 2030.

### P R I O R I T Y   A C T I O N

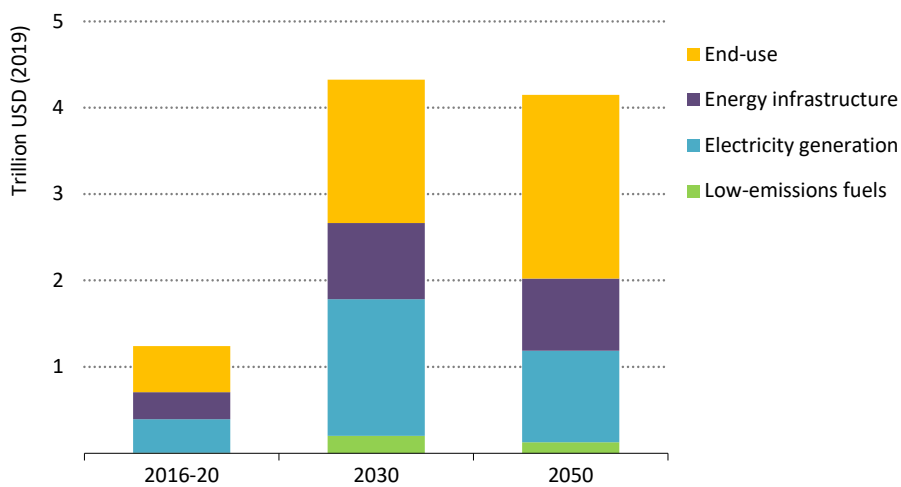
#### **Drive a historic surge in clean energy investment**

**Policies need to be designed to send market signals that unlock new business models and mobilise private spending, especially in emerging economies.**

Accelerated delivery of international public finance will be critical to energy transitions, especially in developing economies, but ultimately the private sector will need to finance most of the extra investment required. Mobilising the capital for large-scale infrastructure calls for closer co-operation between developers, investors, public financial institutions and governments. Reducing risks for investors will be essential to ensure successful and affordable clean energy transitions. Many emerging market and developing economies, which rely mainly on public funding for new energy projects and industrial facilities, will need to reform their policy and regulatory frameworks to attract more private finance. International flows of long-term capital to these economies will be needed to support the development of both existing and emerging clean energy technologies.

<sup>2</sup> Battery gigafactory capacity assumption = 35 gigawatt-hours per year.

### Clean energy investment in the net zero pathway



### *An unparalleled clean energy investment boom lifts global economic growth*

**Total annual energy investment surges to USD 5 trillion by 2030, adding an extra 0.4 percentage point a year to annual global GDP growth, based on our joint analysis with the International Monetary Fund.** This unparalleled increase – with investment in clean energy and energy infrastructure more than tripling already by 2030 – brings significant economic benefits as the world emerges from the Covid-19 crisis. The jump in private and government spending creates millions of jobs in clean energy, including energy efficiency, as well as in the engineering, manufacturing and construction industries. All of this puts global GDP 4% higher in 2030 than it would be based on current trends.

**Governments have a key role in enabling investment-led growth and ensuring that the benefits are shared by all.** There are large differences in macroeconomic impacts between regions. But government investment and public policies are essential to attract large amounts of private capital and to help offset the declines in fossil fuel income that many countries will experience. The major innovation efforts needed to bring new clean energy technologies to market could boost productivity and create entirely new industries, providing opportunities to locate them in areas that see job losses in incumbent industries. Improvements in air quality provide major health benefits, with 2 million fewer premature deaths globally from air pollution in 2030 than today in our net zero pathway. Achieving universal energy access by 2030 would provide a major boost to well-being and productivity in developing economies.