



एनएचपीसी लिमिटेड
(भारत सरकार का उद्यम)

NHPC Limited

(A Government of India Enterprise)

फोन/Phone : _____

संदर्भ सं./Ref. No. **NH/CS/199/** _____

दिनांक/Date : **14.02.2022**

<p>Manager The Listing Department, M/s BSE Limited, Phiroze Jeejeebhoy Towers, Dalal Street, Mumbai-400001 मैनेजर, लिस्टिंग विभाग, बीएसई लिमिटेड पि.जे. टावर्स, दलाल स्ट्रीट, मुंबई- 400 001 Scrip Code: 533098</p>	<p>General Manager The Listing Department M/s National Stock Exchange of India Limited, Exchange Plaza, Bandra Kurla Complex, Bandra(E), Mumbai- 400051 महा प्रबंधक, लिस्टिंग विभाग, नेशनल स्टॉक एक्सचेंज ऑफ इंडिया लिमिटेड एक्सचेंज प्लाजा, बांद्रा कुर्ला कॉम्प्लेक्स, बांद्रा (ई), मुंबई - 400 051 Scrip Code: NHPC</p>
---	--

ISIN No. INE848E01016

Sub: Presentation made at conference call

विषय: कांफ्रेंस कॉल में दिया गया प्रस्तुतीकरण के सम्बन्ध में

Sirs/महोदय,

In continuation to earlier letter of even number dated 07.02.2022 and in compliance to Regulation 30 of SEBI (Listing Obligations and Disclosure Requirements) Regulations, 2015, please find attached herewith an investor presentation made at the earning conference call held today i.e. on 14.02.2022 between 2:30 P.M. and 03:40 P.M. to discuss the results of Q3 FY 2021-22 with analysts and investors.

Further, it is to inform that no Unpublished Price Sensitive Information as per SEBI (Prohibition of Insider Trading) Regulations, 2015 has been shared/disclosed during the said conference call.

यह आपकी जानकारी और रिकॉर्ड के लिए है।

धन्यवाद,

भवदीय

(रूपा देब)

कंपनी सचिव

पंजीकृत कार्यालय : एन एच पी सी ऑफिस कॉम्प्लेक्स, सैक्टर-33, फरीदाबाद - 121 003, हरियाणा

Regd. Office : NHPC Office Complex, Sector-33, Faridabad - 121 003, Haryana

CIN : L40101HR1975GOI032564; Website : www.nhpcindia.com

E-mail : webmaster@nhpc.nic.in; EPABX No. : 0129-2588110/2588500

विजली से संबंधित शिकायतों के लिए 1912 डायल करें। **Dial 1912 for Complaints on Electricity**



Clean Power For Every Home



INVESTOR PRESENTATION

FINANCIAL YEAR 21-22 : December 2021



Presentation Outline

2

NHPC Today

Financial Highlights

Financial Ratios

Other Business Initiatives

Projects At Glance



Our Vision: To be a global leading organization for sustainable development of clean power through competent, responsible and innovative values.



Subansiri Lower Project



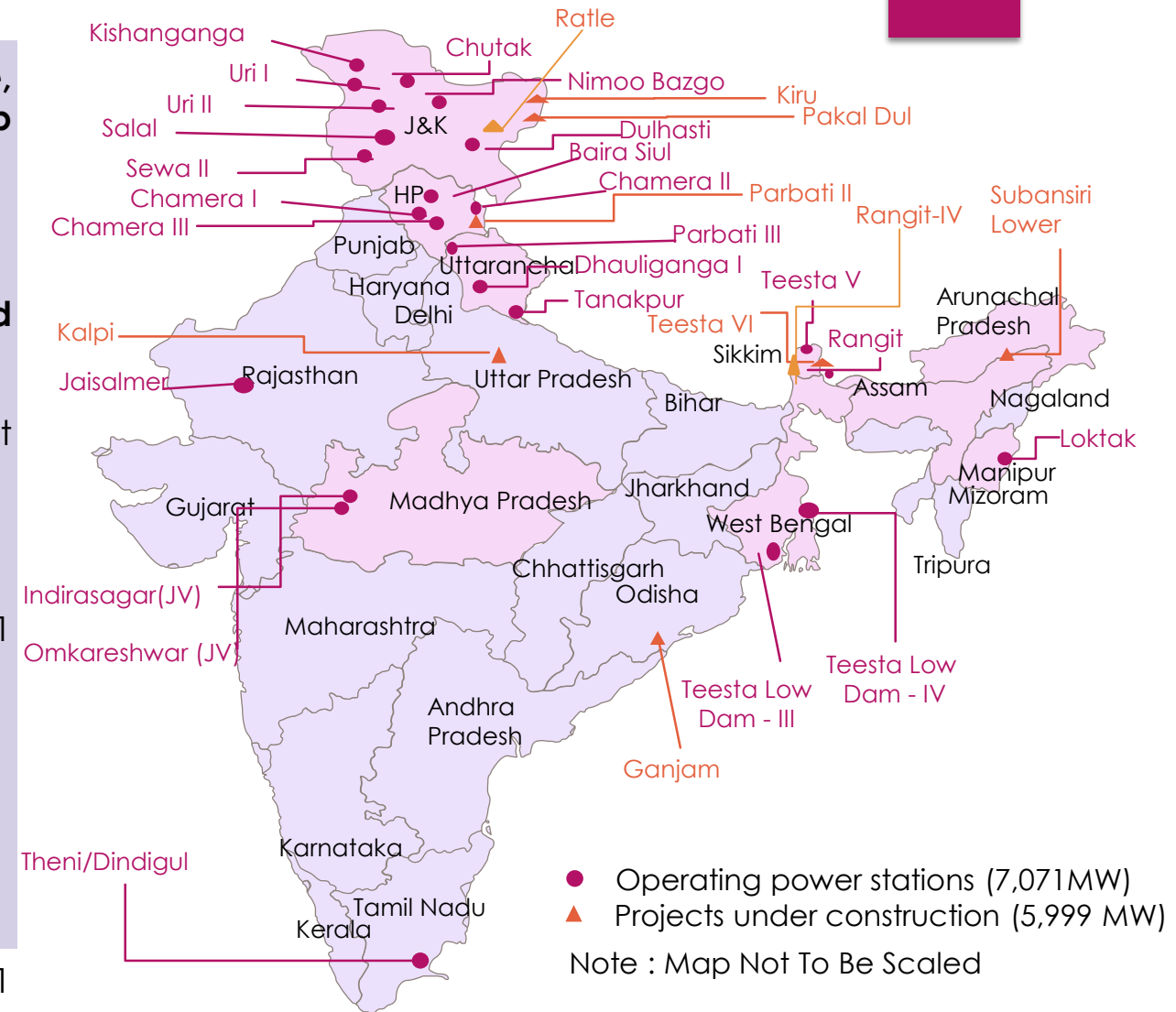
Teesta V, Sikkim

PHYSICAL SNAPSHOT

4

- Incorporated in 1975 with authorised capital of Rs. 200 crore, the present authorised capital is Rs.15000 crore (Paid Up Capital Rs.10,045 crore)
- Mini-Ratna Category-I PSU (since Apr-08)
- Established track record, strong operational performance and in-house engineering capabilities
- Involved across the entire chain of hydro power project development – from concept to commissioning.
- Presence across 11 states.
- 15% share of installed hydro-electric capacity in India (6,971 MW out of 46,512 MW*).
- Consultancy business.
- Power trading business.
- Exposure to international business opportunities.

* Source-CEA as on 31.12.2021



7071 MW installed capacity (6971 MW Hydro & 100 MW Renewable Energy) through 24 power stations

PHYSICAL SNAPSHOT

5

Installed Capacity

- ❖ Power Stations under Operation-22 Nos. (5551 MW*)
- ❖ Power Stations with Subsidiary (NHDC) - 2 Nos. (1520 MW)
- ❖ Total Operational Projects – 24 Nos. (7071 MW)

Under Construction

- ❖ Projects Under Construction (including Subsidiary & JV) :-
 - Hydro & Solar - 9 Nos. (5999 MW)

Awaiting Clearances

- ❖ Projects Awaiting Clearances : -
 - Standalone - 4 Nos. (5756 MW)
 - Joint Venture - 2 Nos. (1470 MW)
 - Subsidiary – 1 No. (66 MW)

Under Survey & Investigation

- ❖ Projects under Survey & Investigation - 3 Nos. (1130 MW)

Hydro Power is 12% (46512 MW) of All India Installed Capacity (393389 MW**).

NHPC Contribution is 15% of Installed Hydro Power On Consolidated Basis.

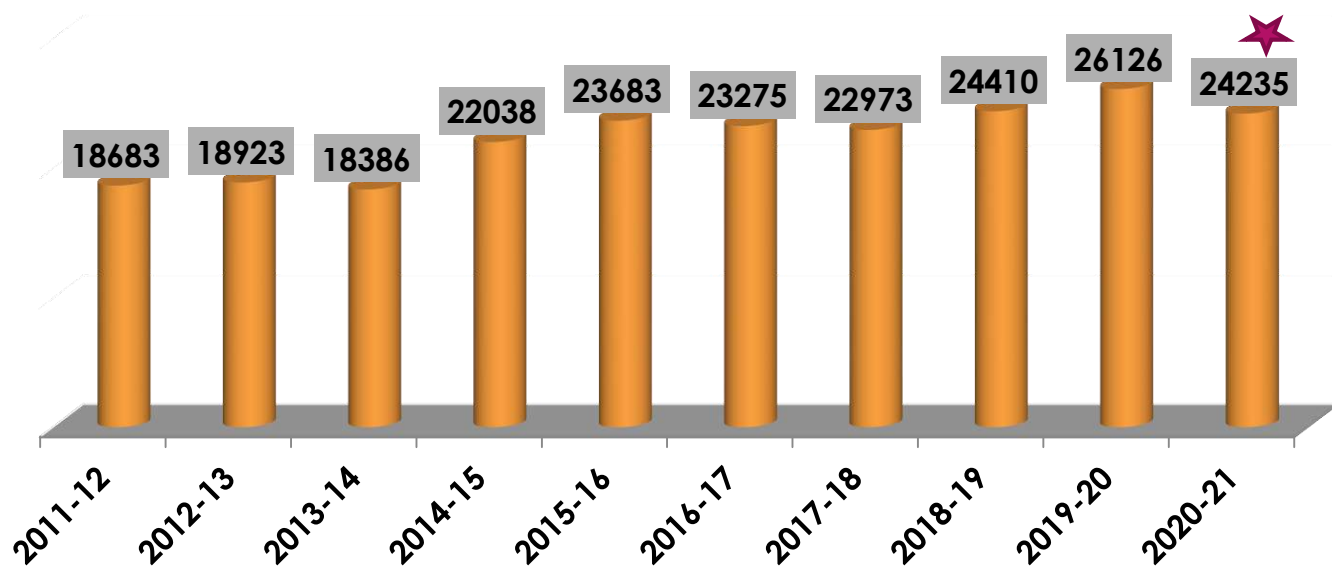
Status	Capacity (MW)
Operational Projects	7,071
Projects Under Construction (including Subsidiary & JV)	5,999
Projects Under Clearance:	
Stand alone	5,756
JV Projects	1,470
Subsidiaries	66
Projects Under Survey & Investigation	1,130
Total	21,492

* Including 50 MW Wind Power Project, Jaisalmer & 50 MW Solar Power Project, Tamilnadu.

** Source-CEA as on 31.12.2021

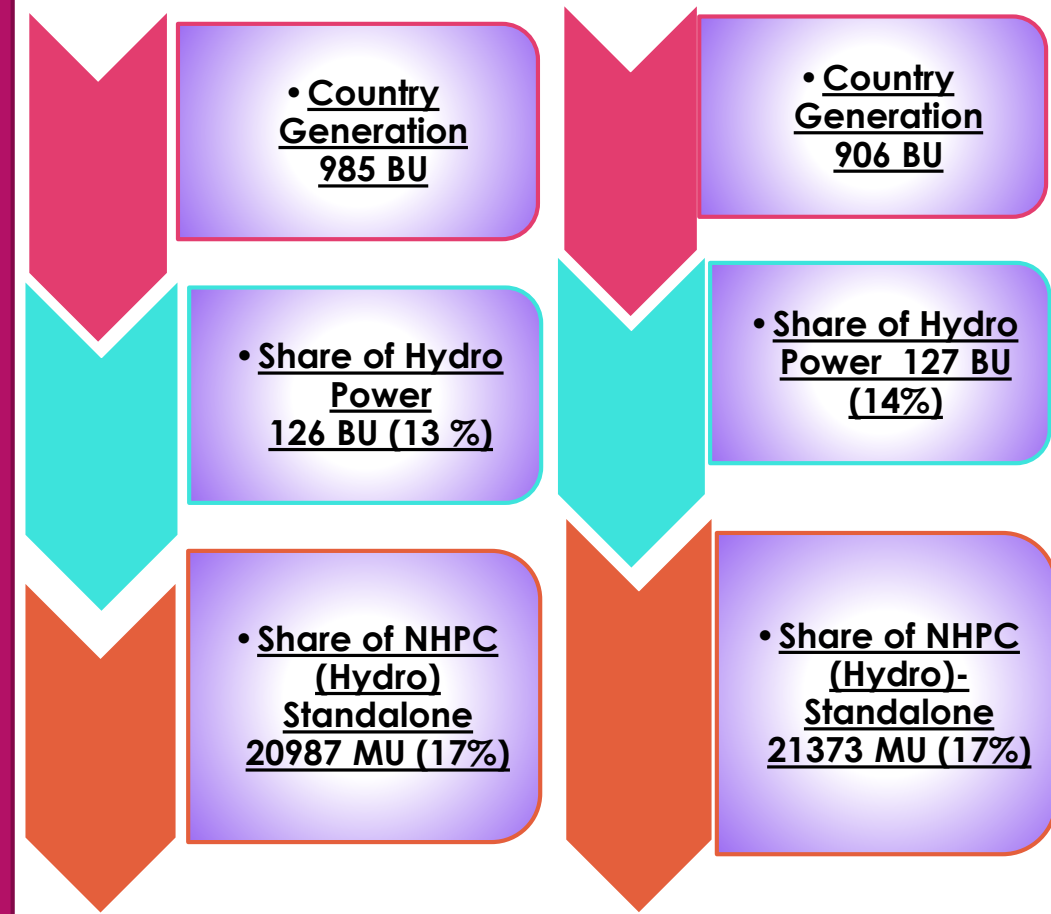
NHPC 's Track Record – A Ten Year Digest

Standalone Generation (in M.U.)



Actual 9M FY'22

Actual 9M FY'21



★ Hydro: 24083 MU(excl. infirm power of 236 MUs : Parbati II), Wind: 62 MU & Solar: 90 MU.

Financial Highlights



Sewa II, J&K



Chamera I, Himachal

Clean Power For Every Home