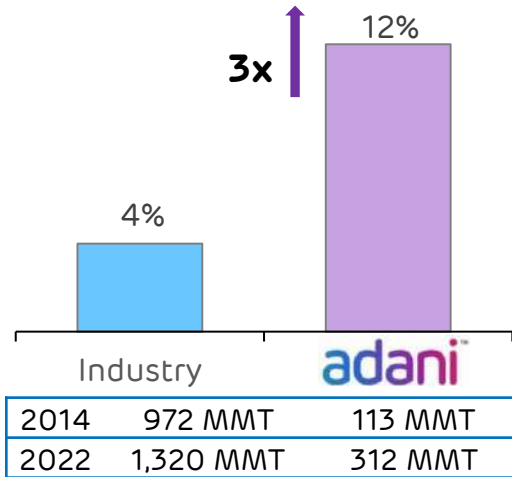


Adani: Decades long track record of industry best growth rates across sectors

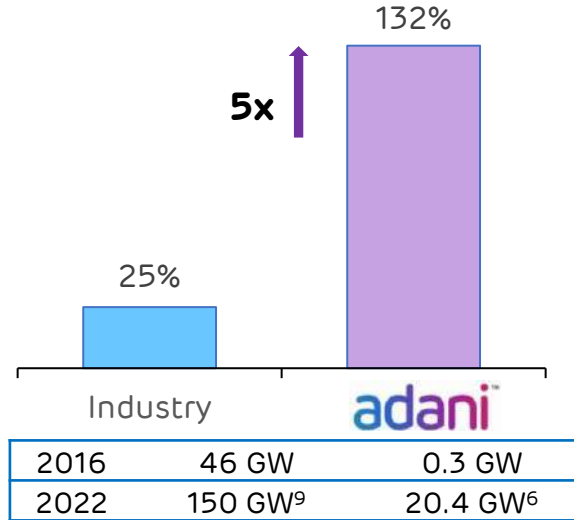
Port Cargo Throughput (MMT)



APSEZ

Highest Margin among Peers globally
EBITDA margin: 70%^{1,2}
 Next best peer margin: 55%

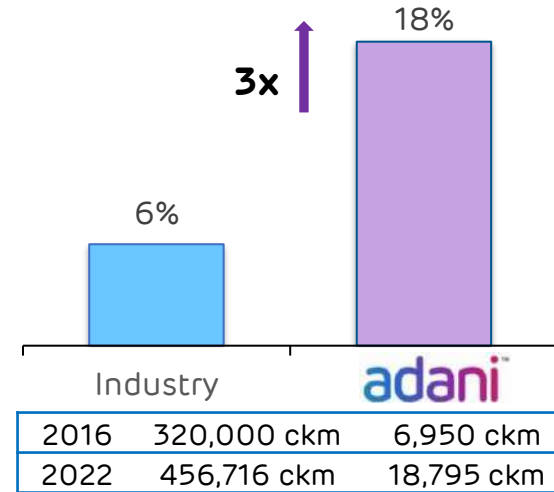
Renewable Capacity (GW)



AGEL

World's largest developer
EBITDA margin: 92%^{1,4}
 Among the best in Industry

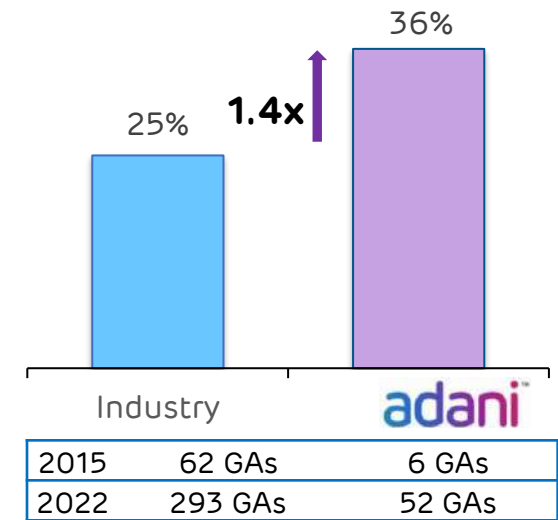
Transmission Network (ckm)



ATL

Highest availability among Peers
EBITDA margin: 92%^{1,3,5}
 Next best peer margin: 89%

CGD7 (GAs⁸ covered)



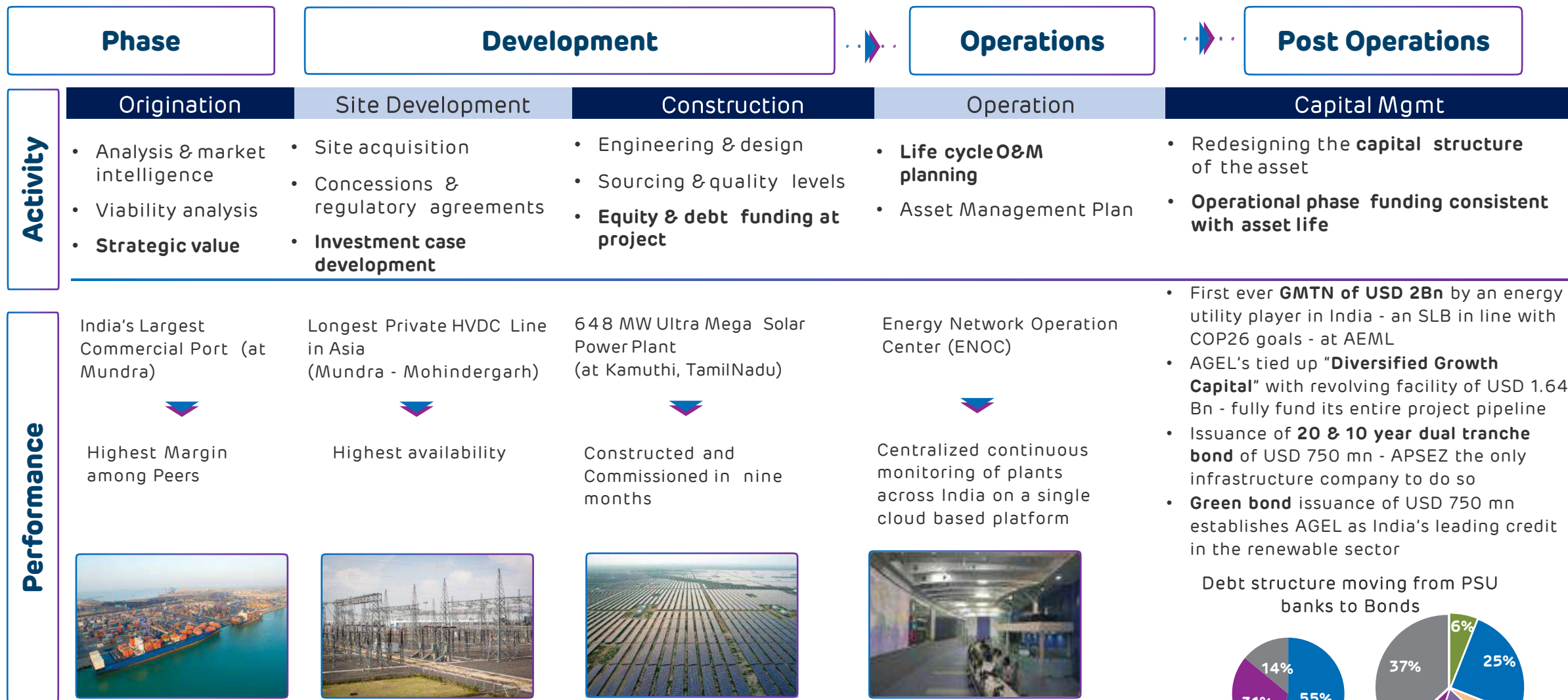
ATGL

India's Largest private CGD business
EBITDA margin: 41%¹⁰
 Among the best in industry

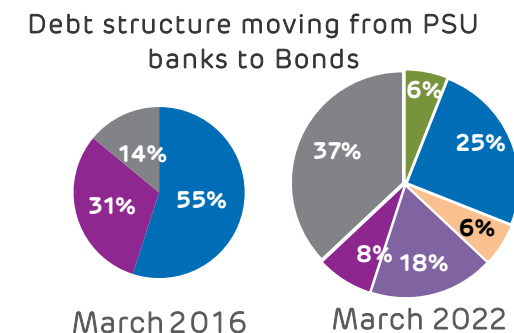
Transformative model driving scale, growth and free cashflow

Note: 1. Data for FY22; 2. Margin for ports business only, Excludes forex gains/losses; 3. EBITDA = PBT + Depreciation + Net Finance Costs – Other Income; 4. EBITDA Margin represents EBITDA earned from power supply; 5. Operating EBITDA margin of transmission business only, does not include distribution business. 6. Contracted & awarded capacity 7. CGD: City Gas distribution 8. GAs - Geographical Areas - Including JV | Industry data is from market intelligence 9. This includes 17GW of renewable capacity where PPA has been signed and the capacity is under various stages of implementation and 29GW of capacity where PPA is yet to be signed' 10. Data for FY21

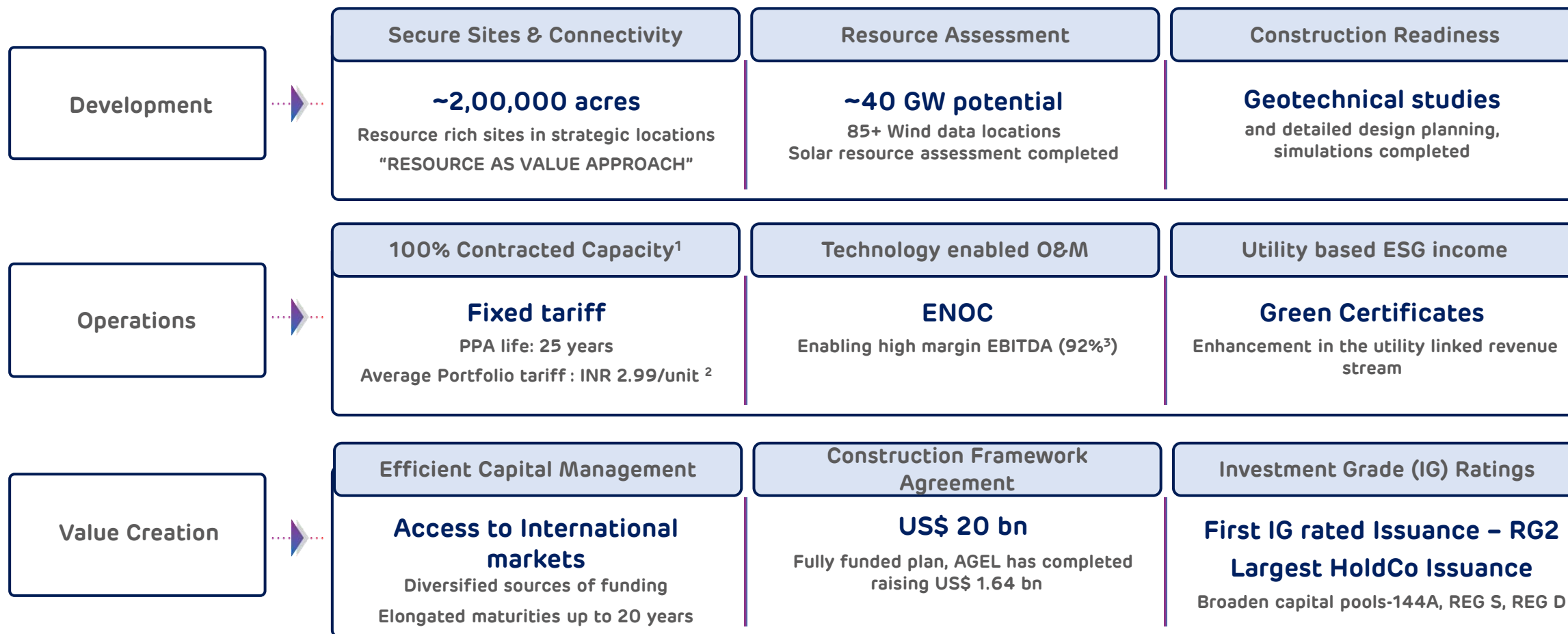
Adani: Repeatable, robust & proven transformative model of investment



O&M: Operations & Maintenance, **HVDC:** High voltage, direct current, **PSU:** Public Sector Undertaking (Public Banks in India), **GMTN:** Global Medium Term Notes **SLB:** Sustainability Linked Bonds, **AEML:** Adani Electricity Mumbai Ltd. **IG:** Investment Grade, **LC:** Letter of Credit, **DII:** Domestic Institutional Investors, **COP26:** 2021 United Nations Climate Change Conference; **AGEL:** Adani Green Energy Ltd.



AGEL: Replicating Group's Simple yet Transformational Business Model



Well positioned for industry leading growth

1. Excluding a small merchant solar capacity of 50 MW
 2. Average tariff for locked-in growth of 20.4 GW
 3. EBITDA margin from power supply in FY22

PPA: Power Purchase Agreement, ENOC: Energy Network Operations Centre, EBITDA: Earnings before Interest, tax, depreciation & amortization, OPCO: Operational Company, IG: Investment Grade

Adani & TotalEnergies Renewable Partnership

Adani and TotalEnergies have a long-term partnership and commitment to expanding the renewable footprint through AGEL



- Amongst **Largest infrastructure and real asset platform** with deep expertise and experience in developing large scale infrastructure projects in India
- **Fully integrated** energy player in India
- Disciplined yet **transformational capital management approach**, applied across infrastructure sub sectors
- **Strong supply chain integration**
- Commenced renewable journey in India through AGEL in 2015 setting up the **then largest solar power project in the world**
- AGEL has signed UN Energy Compact committing to develop and operate **Renewable Energy Generation Capacity of 25 GW by 2025** and **45 GW by 2030** and to keep average tariff below Average Power Purchase Cost at national level

- One of the largest energy players in the world with presence across 130 countries & a leading liquefied natural gas player globally
- **Net Zero ambition by 2050** and ambition to achieve **100 GW of gross installed renewable power generation capacity by 2030**.
- Deep focus on new renewable energy technology **R&D** to reduce cost of energy and assist in grid adoption
- Adani and TotalEnergies have formed a **"strategic alliance"** across renewables, city gas distribution, LNG terminals.
- TotalEnergies owns **19.7% stake** ¹ in AGEL and **50% Stake** ² in Adani Green Energy Twenty-Three Limited (housing 2.3 GW of operating solar projects)
- **TotalEnergies has board representation in AGEL and is present on Audit Committee of AGEL**

Embedded Teams in plant O&M and development for exchanging ideas and best practices

Adani and TotalEnergies jointly working to achieve global best practices of governance

R&D: Research & Development; **O&M:** Operations and Management; **LNG:** Liquefied Natural Gas

1. Through Total Renewables SAS 2. Total Solar Singapore Pte Ltd

02

**Adani Green Energy Limited (AGEL):
Company Profile**